
































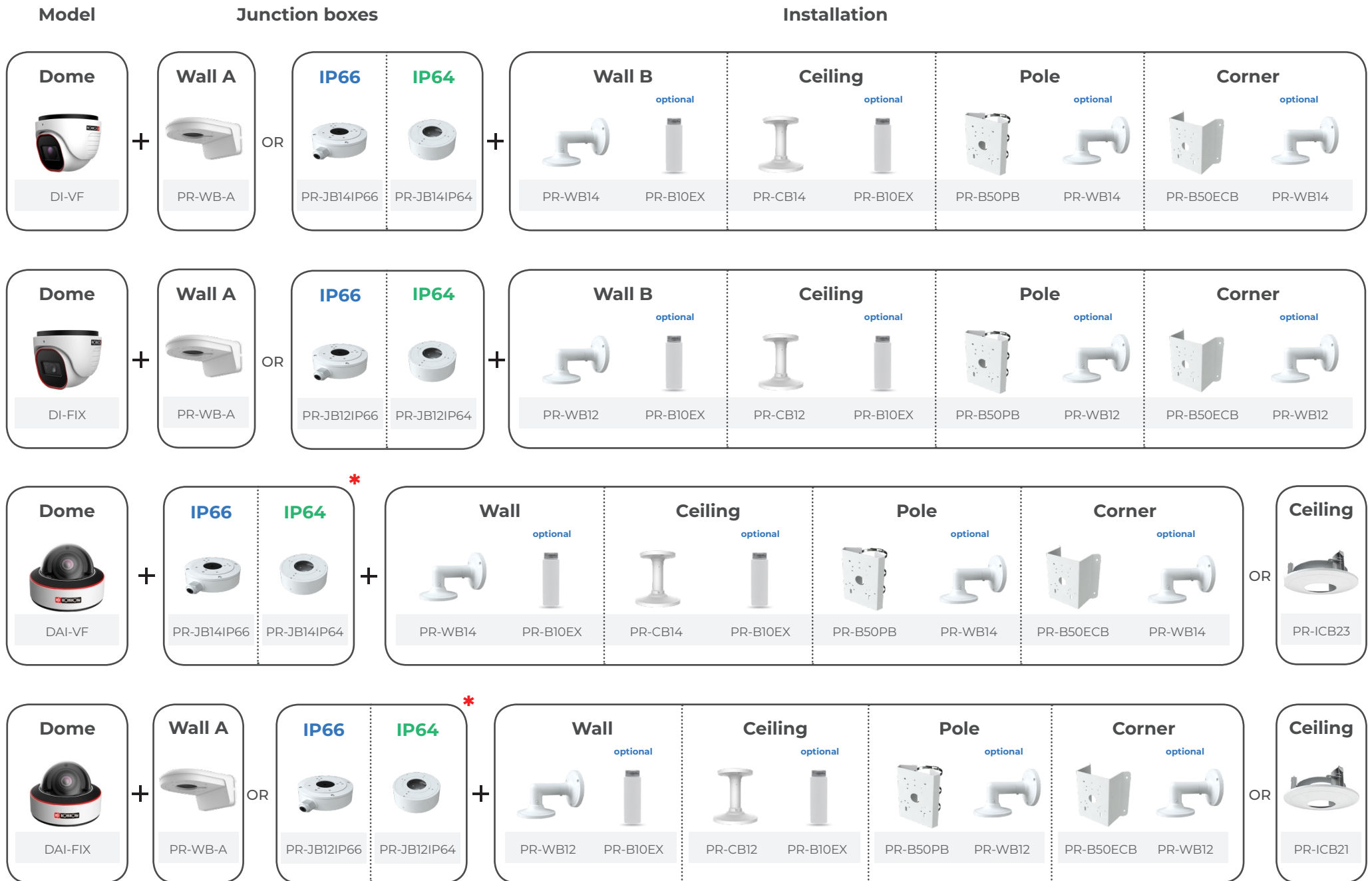


# PROVISION ISR<sup>®</sup> Junction boxes

*Now you can see!*

Model	Junction boxes	Installation			
<b>Bullet</b>  I6	<b>IP66</b> <b>IP64</b>   PR-JB14IP66    PR-JB14IP64	<b>Wall</b>   PR-WB14    PR-B10EX	<b>Ceiling</b>   PR-CB14    PR-B10EX	<b>Pole</b>   PR-B50PB    PR-CB14	<b>Corner</b>   PR-B50ECB    PR-CB14
<b>Bullet</b>  I4	<b>IP66</b> <b>IP64</b>   PR-JB12IP66    PR-JB12IP64	<b>Wall</b>   PR-WB12    PR-B10EX	<b>Ceiling</b>   PR-CB12    PR-B10EX	<b>Pole</b>   PR-B50PB    PR-CB12	<b>Corner</b>   PR-B50ECB    PR-CB12
<b>Bullet</b>  I2	<b>IP66</b> <b>IP64</b>   PR-JB12IP66    PR-JB12IP64	<b>Wall</b>   PR-WB12    PR-B10EX	<b>Ceiling</b>   PR-CB12    PR-B10EX	<b>Pole</b>   PR-B50PB    PR-CB12	<b>Corner</b>   PR-B50ECB    PR-CB12



**For DAI Installations, please remove the junctions box cover and connect the camera directly to the junction box**